


Guide
to
**Intergalactic
Explorers**



2024 Spring Cuboree

An East Carolina Council Production

April 5-7, 2024

Camp Boddie

East Carolina Scout Reservation

419 Boy Scout Road

Blounts Creek, NC 27814

Table of Contents

Registration.....	3
Cuboree Staff.....	5
Volunteering.....	5
Flyer.....	5
Rules & Regulations.....	6
BSA Tenting Regulations.....	8
Campsite Inspection Sheet.....	9
General Schedule.....	10
Arrival Procedures.....	11
Departure Procedures.....	11
Community Responsiblites.....	12
Schedule of Activities.....	13
Event Descriptions.....	15
Additional Programing.....	16
Webelos Foil Dinner Cooking Contest.....	17
Iron Grubmaster Cooking Contest.....	19
Annual Health and Medical Record.....	21
Map.....	24

Registration

1. Register at ecc.tentaroo.com. The event is listed as **ES: ECC Spring Cuboree Intergalactic Explorers**.
2. The cost is \$15 per person. Youth four and under are free.
3. Please make sure all profiles are accurate. Check that all Cub Scouts have the correct den listed. Only registered leaders are Scouters. **Please make sure you list the unit you will be camping with.**
4. Everyone stepping into camp must be registered.
5. Registration will close on April 3, 2024 at 11:59 pm.

Refund Policy of the East Carolina Council, BSA

- The unit leader must submit a written request to the East Carolina Council Service Center prior to the start time of the event.
- This Refund Policy applies to all camps, events and activities of the East Carolina Council, BSA unless otherwise stated.
- All individual refunds are to be requested in writing and can be sent by mail or email to teresa.rose@scouting.org.
- Fees may be applied to another individual attending the same event, camp or activity if arranged with approval in advance.
- Fees cannot be rolled-over to a camp, event or activity to occur at a later time.
- Extenuating circumstances (i.e. relocation, illness with physician's note) may be the exception and are at the discretion of the council.
- Postponed events, camps or activities due to weather or other unforeseen circumstances will be issued store credit with the East Carolina Council, only if the participant would be unable to attend the make-up date, at the discretion of the council.

- A cancellation fee will be subtracted from refunds to cover bank fees, processing costs and other costs. Events or activities with fees less than \$10 will generally not be refunded.
- Refunds that are made 30 days or later from the event will be a full refund minus any bank fees. Refunds made 7ta days to 30 days prior to the event will be given a half refund. Refunds less than a week prior to the event will be up to the discretion of the council based on materials already purchased for the event. No refunds will be issued once the event starts.

Adopted 10/3/23 Clark R. Garthwait

Staff Registration

1. All staff will register as Cuboree Staff on Tentaroo.
2. Troops, Crews, and Ships volunteering at Spring Cuboree will register as Cuboree Staff.
3. Everyone registering as Cuboree Staff must have permission from the camp director to register as Cuboree Staff.
4. All volunteers 18+ will register as Adult Volunteers. All volunteers 17 and under will register as Youth Volunteers.
5. There is no cost to register as Cuboree Staff.

If you have any questions about Cuboree, please contact Darcy Guill at 252-565-2927 or dleeguill@gmail.com. If you are experiencing technical issues with Tentaroo, please call the council office at 252-522-1521.

t

Fleet Command

Captain Darcy Guill
Commander Amy-Lynn Horstmann
Commander Freddie Small
Space Ranger Matt

Lieutenant Commander Chris Cooper
Lieutenant Commander Matt Grant
Lieutenant Commander Kate Oliver
Lieutenant Commander Ali Kirby
Medical Officer Leigh Ann Cooper

Artillery Crew
Sharon Ermolowich
James Cassell
Adam Offenbacher

Cuboree Rules & Regulations

All attendees must abide by the rules and policies set forth in the Guide to Safe Scouting and the Scouter Code of Conduct and follow the Sweet 16 of BSA Safety. All attendees are expected to utilize Leave No Trace principles. Registered adult leaders are expected to do their part to inform their unit of these rules and enforce them.

Arrival and Departure

1. After unloading, all vehicles must be moved to the designated parking area. This will ensure the safety of all campers and reduce the chance of damage to your vehicle. The unit trailer will be allowed to remain at the campsite as long as it is detached from the vehicle and safely secured in place. Each unit is allowed only one trailer. **DO NOT DRIVE OR PARK ON THE GRASS.**
2. Each unit is responsible for bringing its own food.
3. All garbage removal is the responsibility of each unit. Place all trash inside the dumpster near the dining hall. Trash left outside of the dumpster will not be picked up by the trash company.
4. Prior to check out, all units should clear all equipment, trash, fire pits, and replace sod (if needed) at their campsite.
5. Vehicle access to the campgrounds is limited to specific times only. **An open or unlocked gate is not permission to drive into the camp.** The gate must remain unlocked in the event of an emergency.

Leave No Trace

6. Ground fires are allowed in camp, but only in designated areas. An alternative is the use of a portable raised patio fire pit. Firefighting equipment consisting of one (1) water bucket, one (1) sand bucket, and a dedicated shovel should be maintained at each campsite. Each campsite can only have one fire pit.
7. Each unit will display a framed photograph of Leonard Nimoy as Dr. Spock.
8. The cutting of live trees is not permitted. Use fallen, dead wood for fire only. Firewood is provided.
9. Wastewater should not be disposed of within 50 feet of a campsite.

10. Be respectful of all nature and wildlife in the camp. Do not feed, collect, injure, or disturb nature or wildlife. This camp is their home, and we are just visiting.

Health & Safety

11. All Cub Scout Packs must have at least one BALOO-trained leader. Two is recommended.

12. Cub Scouts and other youth are not permitted within 5 feet of a campfire unless they are cooking in the fire. Webelos Scouts are the only Cub Scout rank permitted to cook outdoors under leader supervision.

13. The only fuels allowed at Camp Boddie are propane and butane. Fuels cannot be stored in or near tents. Cub Scouts cannot operate fueled devices. Gas generators are not permitted (except for use with medical devices and with the permission of camp directors). Electric outlets are available at each campsite.

14. Each campsite must have designated areas for tents, cooking, and play. Cooking areas must be roped off. Individual families cannot set up cook stations next to their tents.

15. Closed-toed shoes must be worn about the camp at all times. This applies to all attendees. Flip-flops, sandals, and Crocs are inappropriate footwear.

16. Quiet hours are between 10 pm and 7 am. Scouts must remain in the campsites during these hours unless accompanied by a parent or guardian.

17. The registered unit leaders are responsible for their unit at all times. Each pack must have two-deep leadership and follow no one-on-one guidelines as set for in Youth Protection Policies. Follow tenting policies as detailed in Scouting's Barrier to Abuse found in the Guide to Safe Scouting.

18. The buddy system is to be used at all times. Scouts are not allowed to roam freely through the camp at any time. Refer to the Sweet Sixteen of BSA Safety.

19. No one is allowed to take shortcuts through the campsites of other units for both privacy and security.

20. Units and parents will be responsible for any medications for Scouts. Each unit should be equipped with an adequate first aid kit and must have current Annual Health and Medical Reports with them for every participant including parents and siblings.

Prohibited Items

21.No fires, grills, fueled lanterns, open flames, or tent heaters of any type are allowed in or near tents.

22.No pets are allowed at camp at any time. Service animals are permitted. Please notify the camp director if you have a service animal.

23.No personal transportation vehicles are permitted. Leave bicycles, skateboards, skates, scooters, ATVs, and golf carts at home.

24. No firearms, fireworks, or explosives are allowed in camp. Only law

enforcement officers operating within their jurisdiction and range safety officersmanaging shooting sports events may carry firearms onto the camp property. No exceptions.

25. Sheath (fixed-blade) knives are not permitted. Only Cub Scouts who have earnedtheir Whittling Chip may carry a pocket knife. They must have their Whittling Chip card with them. All other cutting tools (hatchets, axes, saws, etc.) are to be used by adults only and securely stored when not in use.

26. No alcoholic beverages or illegal narcotics (including cannabis) are permitted at this event or any Scouting event.

27. Adult leaders must support the attitude that we are better off without tobacco. Use of any tobacco products, including electronic cigarettes and chewing tobacco, may only be used in the designated tobacco use area, and never within the view of any Scouts or other youth. The designated tobacco use area will be outside of the second main gate, past the Ranger House, and to the left towards the dead end.



28. Any attendee violating these Rules and Regulations or acting in a manner inconsistent with the Policies and Principles of the Boy Scouts of America is subject to dismissal from the event with no additional notice and no refund of any fees.

BSA Tenting Regulations

From *Scouting's Barriers to Abuse* (Guide to Safe Scouting)

- Separate tenting arrangements must be provided for male and female adults as well as for male and female youth.
- Youth sharing tents must be no more than two years apart in age.
- In Cub Scouting, parents and guardians may share a tent with their family.
- In all other programs, youth and adults tent separately.
- Spouses may share tents.

Camp Inspection Sheet

Pack _____

Flags (25 points)

US Flag (10)	Pack Flag (10)	Properly displayed (5)	_____/25 points
--------------	----------------	------------------------	-----------------

Fire (35 points)

Fire watch on duty/Fire out (10)	Above ground or existing pit (5)	One fire pit per campsite (5)	_____/35 points
Ground clear around the fire pit (5)	Bucket of water and bucket of sand (5)	Chairs morew than 5 feet away (5)	

First Aid (35 points)

One adult CPR/First Aid Trained, the certificate in First Aid box (10)	Stocked and organized pack-size first aid kit (5)	Scouts know the location of the first aid kit (5)	_____/35 points
Location of first aid kit is highly visible (5)	Medical forms are readily available (5)	First aid log (5)	

Kitchen (75 points)

The pack has only one kitchen (15)	Kitchen is at least 10 feet away from tents (10)	Menus are posted (5)	_____/75 points
Menus are nutritionally sound (5)	Food is properly stored (5)	Kitchen is roped off (5)	
Sanitary kitchen area (5)	Fire extinguisher/ buckets of water and sand (5)	Handwashing station (5)	
Dishwashing station (5)	Garbage bag (5)	Pack uses mess kits (5)	

Campsite (30 points)

Campsite divided into tent area, kitchen area, and activity area (10)	The campsite is neat and clean (10)	Pack has 2 or more BALOO-trained leaders (10)	_____/40 points
Unit has demonstrated they have read the guide. (10)			

Bonus Points

Pack gateway with pack number (5)	Themed gateway with pack number (10)
-----------------------------------	--------------------------------------

Inspector Chief's Signature _____ **Total Points** _____

General Schedule

Friday, April 5

2:00 PM Unit Leader Check-in at gate

4:00 PM General Check-in at gate **DO NOT DRIVE OR PARK
ON THE GRASS**

4:00 - 7:00 PM Cubmobile Check-in at Activity Field

7:35 PM Movie in the Amphitheater (weather permitting)

9:00 PM Gate closes for the evening

9:10 PM Cracker Barrel Leaders' Meeting (EcoLodge)

10:00 PM Lights Out & Quiet

Saturday, April 6

8:30 AM Reveille

8:45 AM Flag Raising Ceremony (In front of Dining Hall)

9:00 AM Sessions Begin

11:45 AM Lunch

1:55 PM Sessions Resume

5:00 PM Space EXPO

6:00 PM Iron Grubmaster Judging in EcoLodge

7:00 PM Webelos Foil Dinner Judging in EcoLodge

8:00 PM Flag Lowering Ceremony (In front of Dining Hall)

8:15 PM Campfire (Amphitheater)

After campfire - Leader Pow Wow on the Lawn

30 minutes after campfire closing - Lights Out & Quiet

Sunday, April 7

8:30 AM Reveille

8:45 AM Worship Service (Chapel)

9:00 AM Check-out Begins **DO NOT DRIVE OR PARK ON THE
GRASS**

Arrival Procedures

Unit leaders may check-in at 2 pm to secure the unit trailer and map out the campsite. General check-in is from 4:00 pm - 9:00 pm. Only one vehicle at a time will be permitted to the campsite with a pass. **DO NOT DRIVE OR PARK ON THE GRASS.** Drop off gear quickly and return your vehicle and pass to the gate. **The gate will be closed at 9 pm on Friday, and no vehicles are permitted to enter the camp.** (Just because the gate is unlocked or open does not mean anyone can drive into camp.) If arriving after 9 pm on Friday evening, you can carry in your gear and check in at the Gate between 11:45 AM and 1:15 PM on Saturday. Vehicles are allowed to bring trailers and cookers to the sites, but the vehicle counts as a vehicle, and vehicles are not to be left at the sites. (Vehicles left at the campsite will be towed.) Please leave no trace at your campsite. **DO NOT DRIVE OR PARK ON THE GRASS.**

No one is permitted to arrive early without the permission of both the Cuboree Chief and Camp Ranger.

The gates may be open to permit the ranger to work on-site, not for individuals to come and unload their gear and set up camp. The council and camp staff will not be responsible for property loss/damage or personal injury outside of the hours of the event.

Departure Procedures

9:00 am - 11:00 am Campsite Check-Out

After the worship service, you may get a pass at the gate to retrieve your gear. Have gear packed and ready to load before obtaining a pass. If you wish to leave

earlier, you must pack out your gear. Please follow the Leave No Trace principles by remaining on the roads and not driving into campsites. **DO NOT DRIVE OR PARK ON THE GRASS.**

Community Responsibilities

A Scout is Clean.

Trash

Every unit is responsible for removing all trash from their campsite. The trash dumpster is located near the Dining Hall. Trash must be placed inside the dumpster. Units are encouraged to reduce their amount of trash as much as possible. Use mess kits and reusable water bottles. Recycle as much as possible.

Shower House Cleaning

Cleaning is assigned by campsite. Coordinate with leadership if your campsite is occupied by more than one pack. Send at least **3 adults** for this shift. Cubmasters will be required to check in with the Inspection Chief that their pack participated in the cleanup of the location assigned.

		Navajo	Pool	Croatan
Saturday	Lunch	Seminole	Comanche	Croatan
	Dinner	Sioux	Cherokee	Apache
Sunday	After	Mohawk &	Iroquois	Arapahoe


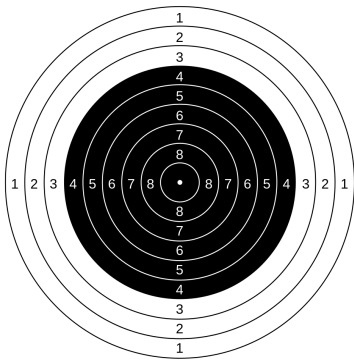

	service	Tuscarora		
--	----------------	-----------	--	--

Activity Schedule

Cohort	Session 1	Session 2	Session 3	LUNCH	Session 4	Session 5	Session 6	Session 7	Session 8
	9:00-9:45	9:55-10:40	10:50-11:35	11:45-1:15	1:20-2:05	2:15-3:00	3:10-3:55	4:05-4:50	5:00
Celestial Voyager	Archery	BB Shooting	Rocket Science	LUNCH	EcoLab	Planet-arium	Crafts	Space Race	Space EXPO
Starlight Explorer	Space Race	Archery	BB Shooting	LUNCH	Rocket Science	EcoLab	Planet-arium	Crafts	Space EXPO
Galactic Pathfinder	Crafts	Space Race	Archery	LUNCH	BB Shooting	Rocket Science	EcoLab	Planet-arium	Space EXPO
Nova Luminara	Planet-arium	Crafts	Space Race	LUNCH	Archery	BB Shooting	Rocket Science	EcoLab	Space EXPO
Infinity Quest	EcoLab	Planet-arium	Crafts	LUNCH	Space Race	Archery	BB Shooting	Rocket Science	Space EXPO
Cosmic Odessey	Rocket Science	EcoLab	Planet-arium	LUNCH	Crafts	Space Race	Archery	BB Shooting	Space EXPO
Solaris Sentinel	BB Shooting	Rocket Science	EcoLab	LUNCH	Planet-arium	Crafts	Space Race	Archery	Space EXPO

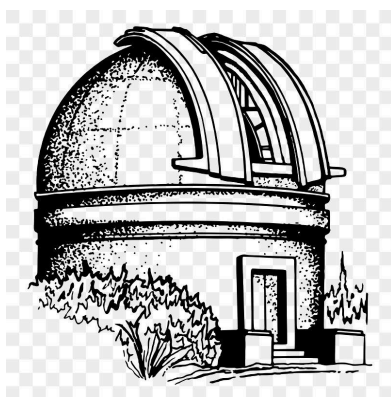

Activity Field – Space Race, Space EXPO
Shooting Ranges – Archery, Slingshots, BB Shooting, Rocket Science
EcoLodge – EcoLab
Dining Hall – Planetarium
Handicraft Hut – Crafts

Event Descriptions

	<h2>Space Race</h2> <p>Each pack should build a spacecraft themed Cubmobile. Extra Cubmobiles may be available. Check in for inspection is Friday, 4 PM to 7 PM. Bring a tarp to cover your Cubmobile. Directions for building a Cubmobile included in this guide.</p>
<h2>BB Shooting</h2> <p>This event will meet the requirements for the Shooting Sports Patch. Rank appropriate targets.</p> <p>Per Age-Appropriate Guidelines to Scouting Activities, Lion Scouts cannot participate in BB Shooting,</p>	
	<h2>Slingshots</h2> <p>Slingshots will be available for Lions and siblings who cannot participate in BB Shooting.</p>

Archery

This event will meet the requirements for the Shooting Sports patch for all ranks.

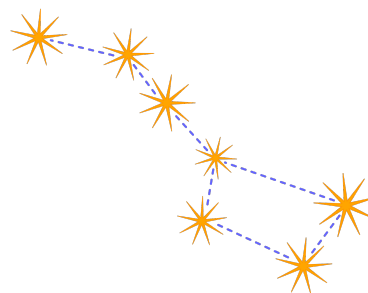


Planetarium

Enter the mobile planetarium for a show presented by A Time for Science.

Celestial Crafts

Take the stars home with you with some constellation crafts.



EcoLab

Conduct experiments at this space station.

How to Build a Cubmobile

Detailed Instructions:

- 1 Cut one 2 X 4 52" for main frame.
- 2 Cut two 2 X 4's 28" for axles.
- 3 Make an "X" on each end of each axle, and drill a hole at each "X" intersect, 6" deep using a hand electric drill (5/16" wood bit works well).
- 4 On front axle 2 X 4:
 - a Drill a 5/16" hole on each end near the back for the rope.
 - b Drill a 3/8" hole at center of 2 X 4.
 - c Attach (2) 2 X 4 blocks to front axle, on either side, 2-1/8" from center hole, use glue and #6 X 2" screws. This will limit steering.
- 1 At front of main frame 2 X 4, drill a 3/8" hole (center 1-5/8" from front).
- 2 Attach front axle to frame using 3/8" X 4" hex bolt, 4 washers, and lock nut or 2 nuts. (Tighten enough to allow steering).
- 3 Align back axle 2 X 4 at right angle with back of main frame 2 X 4, clamp if possible. Drill (2) 5/16" holes through axle and main frame. Attach main frame to back axle using 2 carriage bolts, 2 washers, 2 lock washers, and 2 nuts. If this is to be a permanent attachment, glue also.
- 4 Cut out seat and back rest from plywood.
- 5 Cut one 2 X 4 12-14" in length for back rest support. (Bevel slightly about 5 degrees if possible).

6 Attach back rest support (bevel end down) to main frame using glue and 2 screws (#8...2-1/2") at an angle. Position of this support depends on size of the youth, have Scout sit on 2 X 4 frame to estimate position.

7 Cut out 2 triangular shaped pieces of plywood and attach to either side of backrest support and main frame with glue and screws (#6 1-1/2"). Drilling small pilot holes helps.

8 Attach seat and back rest using glue and screws (#6...1-1/2").

9 Cut 2 X 2 surveyor's stake to 14-16" at an angle, cover end with rubber using nails, drill a 3/8" hole through stake at location it will meet main frame.

10 Drill hole 5/16" into main frame at point to attach brake. Mount brake using 3/8" X 4" lag screw and washer to side of main frame.

11 Drill and attach seat belt with fasteners of choice.

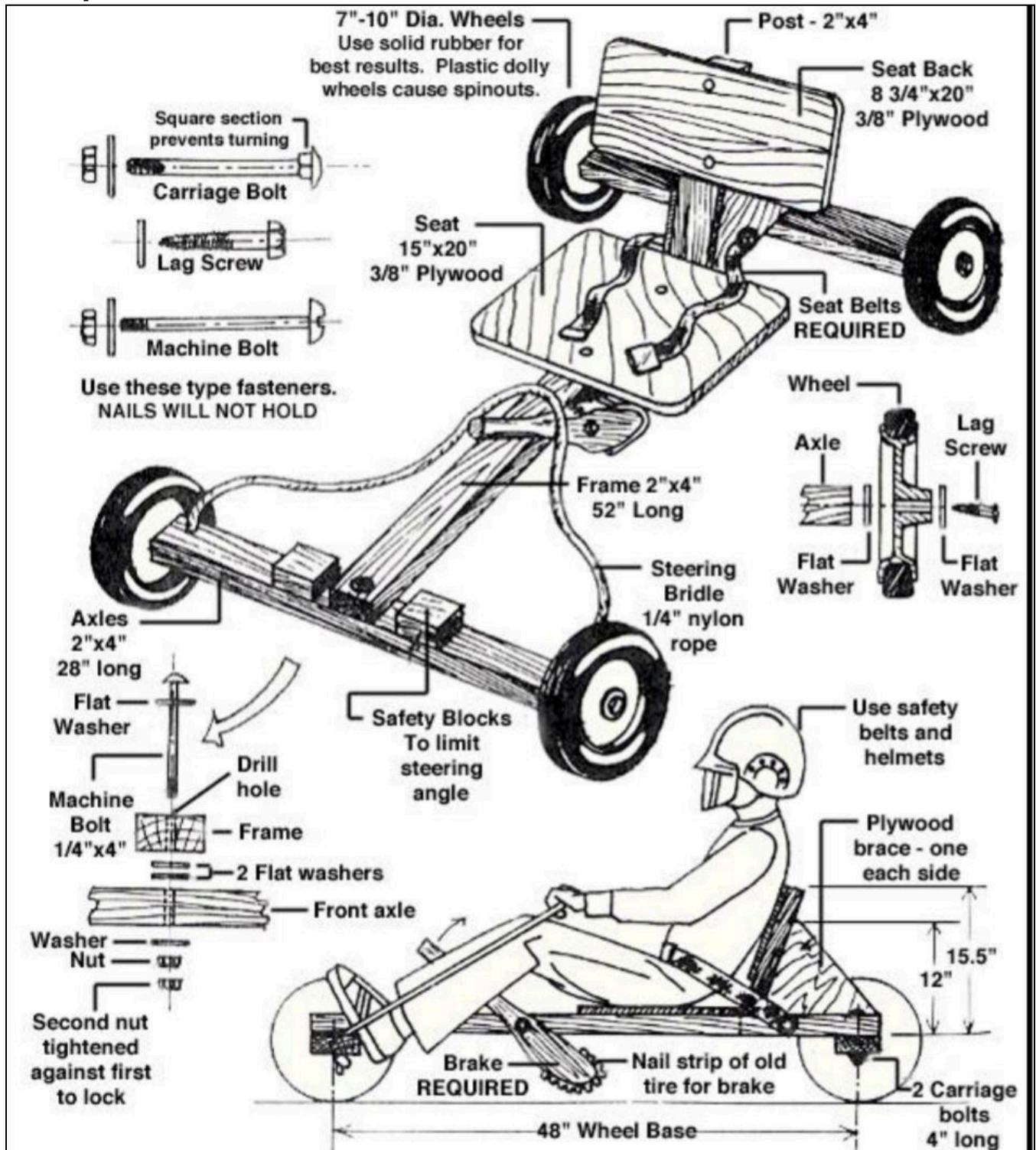
12 Attach 6-7' of 1/4" rope to front axle as shown.

13 Attach wheels using washers and 3/8" X 6" lag screws. (Socket wrench helps).

Supplies and Tools:

Quantity	Description	Tools required
4	8" wheels	Power drill
1	2'x4' $\frac{3}{8}$ " or $\frac{1}{2}$ " plywood	$\frac{3}{8}$ " and 5/16" wood bit
2	8' 2x4s	Wrenches or socket set
1	2"x2" surveyor's stake	Screwdriver
4	$\frac{3}{8}$ "x6" lag screws (for wheels)	Tape measurer
1	$\frac{3}{8}$ "x4" hex bolt (for front axle)	Wood glue
1	$\frac{3}{8}$ "x4" lag screw (for brake)	Power or hand saw
2	5/16"x4" carriage bolts (for rear axle)	
13	$\frac{3}{8}$ " washers	
1	$\frac{3}{8}$ " lock nut	
2	5/16" washers	
2	5/16" lock washers	
2	5/16" nuts	
32	#6 x 1 $\frac{1}{2}$ " wood screws	
4	#6 x 2" wood screws	
1	6-7' $\frac{1}{4}$ " rope	
1	Seat belt (salvage)	
1	2"x6" piece of rubber (old tire)	

Blueprint



Cubmobile Guidelines:

- 1 Wheels must not exceed 10 inches in diameter.
- 2 All wheels may only be equipped with solid rubber tires.
- 3 Car frame is made from 2-by-4-inch construction lumber.
- 4 The overall length of the car is a maximum of 5 feet; the wheel base a maximum of 4 feet.
- 5 Use roundhead 1/4-inch bolts to hold frame. Screws are a second choice. Nails are not suitable, because they may work loose.
- 6 All cars must have a seat with braced backrest, so the Scout can comfortably steer with his feet.
- 7 Steering is done with the feet, which are placed on the front axle, and by the hands holding a rope fastened to the front axle.
- 8 If threaded axles are used, the nuts must be secured with cotter pins or wire.
- 9 Cars must be equipped with an adequate safety belt securely fastened to the main frame of the car.
- 10 Cars must be equipped with a handbrake with its rubbing surface faced with a rubber material such as a strip of an old tire. This will stop the car when dragged on the ground.
- 11 During a race, the two 2-by-4-inch blocks fastened 1/4 to 1/2 inch from the centerboard will limit the turning radius. (Very important to test this before the race!)
- 12 No extra weights, etc. may be placed on the Cubmobile.
- 13 For the Scout's safety, they should wear long pants, a long sleeve shirt, and shoes that completely cover the feet, and a bike helmet.

Attire

Attendees may wear activity t-shirts or dress according to the theme during Saturday activities. Field uniforms (class a) should be worn to the Interfaith Worship Service on Sunday morning. All attendees must wear close-toed shoes at all times, preferably sneakers or hiking shoes. Flip-flops, sandals, and Crocs are not appropriate footwear.

Scavenger Hunt

TBA

Trading Post

The Trading Post (next to the Reception Hall) and the Snack Shack (across from the EcoLodge) will be open during Cuboree. Hours will be announced at Friday Night Cracker Barrel.

Campfire Program

The Flag Lowering Ceremony will be held in front of the Dining Hall, then we will hike over to the Amphitheater for the Campfire Program. There will be a brief leader pow-wow on the grass directly after the program.

Interfaith Worship Service

A Scout is reverent. Please join us for a brief interfaith worship service at the chapel before leaving camp. The chapel is located behind the Trading Post. **No cars are permitted to enter the camp until after the service.**

Space EXPO

TBA

Webelos Scouts Foil Dinner Cooking Competition

Introduction: This is an opportunity for Webelos Scouts to show off some of the cooking skills they have learned. Foil dinners are one of the cooking methods introduced in the Cast Iron Chef adventure. Also called hobo dinners and silver turtles, many recipes can be found online.

Rules:

1. All cooking will be done at the pack campsite. All prep work must be done after arrival at camp.
2. This is a foil dinner cooking competition.
3. All gear must be provided by the pack. This includes charcoal.
4. Use proper food sanitation practices. Sanitize utensils before and after use. Food dropped on the ground must be discarded. Wash your hands often.
5. All fish, poultry, and meat must be store-bought.
6. Deliver entries to the EcoLodge at 7 PM.
7. Three foil packets must be submitted for each entry.
8. Foil packs must be labeled with the pack number and Scout's name.
9. An entry form must be submitted with each entry.



Webelos Scouts

Foil Dinner Cooking Competition

Entry Form

Pack # _____

Scout's Name (first and last): _____

Adult supervisor(s): _____

Name of recipe: _____

Description: _____

Do not write below this line. To be completed by the judges.

Three samples provided (10 points, minus 5 points per missing sample) _____/10

Samples are labeled _____ 0 or 10

Entry form submitted with entry _____ 0 or 5

	Judge #1	Judge #2	Judge #3
Difficulty (1-5)			
Properly cooked (1-5)			
Creative (1-5)			
Nutritious (1-5)			
Taste (1-5)			
SUBTOTAL			

Total Score _____/100



Iron Grubmaster Cooking Competition

Introduction: The premise of this contest is similar to that of the tv show. Contestants will be provided with a secret ingredient and are challenged with preparing a dish using that ingredient.

Rules:

1. Food must be prepared at the campsite.
2. Use proper sanitation.
3. The secret ingredient will be announced at Cracker Barrel on Friday night. Grubmasters may pick up the secret ingredient at that time.
4. Packs may have multiple submissions by multiple grubmasters, but only one grubmaster per submission.
5. Four servings must be submitted to the judges.
6. All entries must be labeled with the pack number and name of the grubmaster.
7. Submit entry form with the food.
8. Entries are due at 6 pm to the EcoLodge.

Judging:

- Appearance (5 points)
- Aroma (5 points)
- Creative Use of Secret Ingredient (5 points)
- Taste (10 points)

Prize: This year, the winner of the Iron Grubmaster Cooking Competition will receive a 12-inch Lodge Dutch oven with the BSA emblem on the lid.



Iron Grubmaster Cooking Competition Entry Form

Pack # _____

Name of Grubmaster _____

Name of Recipe _____

Description of recipe:

Do not write below this line.

Category	Judge #1	Judge #2	Judge #3	Judge #4
Appearance (1-5)				
Aroma (1-5)				
Creative use of secret ingredient (1-5)				
Taste (1-10)				
SUBTOTAL				
TOTAL	/100 points			

Part A: Informed Consent, Release Agreement, and Authorization

Full name: _____

Date of birth: _____

High-adventure base participants:

Expedition/crew No.: _____

or staff position: _____

Informed Consent, Release Agreement, and Authorization

I understand that participation in Scouting activities involves the risk of personal injury, including death, due to the physical, mental, and emotional challenges in the activities offered. Information about those activities may be obtained from the venue, activity coordinators, or your local council. I also understand that participation in these activities is entirely voluntary and requires participants to follow instructions and abide by all applicable rules and the standards of conduct.

In case of an emergency involving me or my child, I understand that efforts will be made to contact the individual listed as the emergency contact person by the medical provider and/or adult leader. In the event that this person cannot be reached, permission is hereby given to the medical provider selected by the adult leader in charge to secure proper treatment, including hospitalization, anesthesia, surgery, or injections of medication for me or my child. Medical providers are authorized to disclose protected health information to the adult in charge, camp medical staff, camp management, and/or any physician or health-care provider involved in providing medical care to the participant. Protected Health Information/Confidential Health Information (PHI/CHI) under the Standards for Privacy of Individually Identifiable Health Information, 45 C.F.R. §§160.103, 164.501, etc. seq., as amended from time to time, includes examination findings, test results, and treatment provided for purposes of medical evaluation of the participant, follow-up and communication with the participant's parents or guardian, and/or determination of the participant's ability to continue in the program activities.

(If applicable) I have carefully considered the risk involved and hereby give my informed consent for my child to participate in all activities offered in the program. I further authorize the sharing of the information on this form with any BSA volunteers or professionals who need to know of medical conditions that may require special consideration in conducting Scouting activities.

With appreciation of the dangers and risks associated with programs and activities, on my own behalf and/or on behalf of my child, I hereby fully and completely release and waive any and all claims for personal injury, death, or loss that may arise against the Boy Scouts of America, the local council, the activity coordinators, and all employees, volunteers, related parties, or other organizations associated with any program or activity.

I also hereby assign and grant to the local council and the Boy Scouts of America, as well as their authorized representatives, the right and permission to use and publish the photographs/film/videotapes/electronic representations and/or sound recordings made of me or my child at all Scouting activities, and I hereby release the Boy Scouts of America, the local council, the activity coordinators, and all employees, volunteers, related parties, or other organizations associated with the activity from any and all liability from such use and publication. I further authorize the reproduction, sale, copyright, exhibit, broadcast, electronic storage, and/or distribution of said photographs/film/videotapes/electronic representations and/or sound recordings without limitation at the discretion of the BSA, and I specifically waive any right to any compensation I may have for any of the foregoing.

Every person who furnishes any BB device to any minor, without the express or implied permission of the parent or legal guardian of the minor, is guilty of a misdemeanor. (California Penal Code Section 19915[a]) My signature below on this form indicates my permission.

I give permission for my child to use a BB device. (Note: Not all events will include BB devices.)

☐ Checking this box indicates you DO NOT want your child to use a BB device.



NOTE: Due to the nature of programs and activities, the Boy Scouts of America and local councils cannot continually monitor compliance of program participants or any limitations imposed upon them by parents or medical providers. However, so that leaders can be as familiar as possible with any limitations, list any restrictions imposed on a child participant in connection with programs or activities below.

List participant restrictions, if any: _____

☐ None

I understand that, if any information I/we have provided is found to be inaccurate, it may limit and/or eliminate the opportunity for participation in any event or activity. If I am participating at Philmont Scout Ranch, Philmont Training Center, Northern Tier, Sea Base, or the Summit Bechtel Reserve, I have also read and understand the supplemental risk advisories, including height and weight requirements and restrictions, and understand that the participant will not be allowed to participate in applicable high-adventure programs if those requirements are not met. The participant has permission to engage in all high-adventure activities described, except as specifically noted by me or the health-care provider. If the participant is under the age of 18, a parent or guardian's signature is required.

Participant's signature: _____ Date: _____

Parent/guardian signature for youth: _____ Date: _____

(If participant is under the age of 18)

Complete this section for youth participants only:**Adults Authorized to Take Youth to and From Events:**

You must designate at least one adult. Please include a phone number.

Name: _____

Name: _____

Phone: _____

Phone: _____

Adults NOT Authorized to Take Youth to and From Events:

Name: _____

Name: _____

Phone: _____

Phone: _____



Prepared. For Life.®

680-001
2019 Printing

B1

Part B1: General Information/Health History

Full name: _____

Date of birth: _____

High-adventure base participants:

Expedition/crew No.: _____

or staff position: _____

Age: _____ Gender: _____ Height (inches): _____ Weight (lbs.): _____

Address: _____

City: _____ State: _____ ZIP code: _____ Phone: _____

Unit leader: _____ Unit leader's mobile #: _____

Council Name/No.: _____ Unit No.: _____

Health/Accident Insurance Company: _____ Policy No.: _____



Please attach a photocopy of both sides of the insurance card. If you do not have medical insurance, enter "none" above.

In case of emergency, notify the person below:

Name: _____ Relationship: _____

Address: _____ Home phone: _____ Other phone: _____

Alternate contact name: _____ Alternate's phone: _____

Health History

Do you currently have or have you ever been treated for any of the following?

Yes	No	Condition	Explain
		Diabetes	Last HbA1c percentage and date: _____ Insulin pump: Yes <input type="checkbox"/> No <input type="checkbox"/>
		Hypertension (high blood pressure)	
		Adult or congenital heart disease/heart attack/chest pain (angina)/heart murmur/coronary artery disease. Any heart surgery or procedure. Explain all "yes" answers.	
		Family history of heart disease or any sudden heart-related death of a family member before age 50.	
		Stroke/TIA	
		Asthma/reactive airway disease	Last attack date: _____
		Lung/respiratory disease	
		COPD	
		Ear/eyes/nose/sinus problems	
		Muscular/skeletal condition/muscle or bone issues	
		Head injury/concussion/TBI	
		Altitude sickness	
		Psychiatric/psychological or emotional difficulties	
		Neurological/behavioral disorders	
		Blood disorders/sickle cell disease	
		Fainting spells and dizziness	
		Kidney disease	
		Seizures or epilepsy	Last seizure date: _____
		Abdominal/stomach/digestive problems	
		Thyroid disease	
		Skin issues	
		Obstructive sleep apnea/sleep disorders	CPAP: Yes <input type="checkbox"/> No <input type="checkbox"/>
		List all surgeries and hospitalizations	Last surgery date: _____
		List any other medical conditions not covered above	



Prepared. For Life.®

680-001
2019 Printing

2/3

