

WHITE OAK RIVER DISTRICT



COMBINED SCOUTMASTER SPECIFIC & IOLS TRAINING

Student Information Packet

White Oak River District
February 23-25, 2018

To: Scoutmasters, Coaches, Boy Scout Leaders, and Unit Committee Members

The White Oak River District invites you to participate in a combined Scoutmaster Specific and Introduction to Outdoor Leader Skills (IOLS) training program. This is designed to provide Scoutmaster position-specific training as well as the hands-on skills training in the outdoors. It is designed for Scoutmasters, assistant Scoutmasters, and junior assistant Scoutmasters. However, committee members and other adults connected to a Boy Scout troop are welcome to attend. When Scoutmaster Position-Specific training and IOLS have both been completed, new Scoutmasters will have the tools needed to begin an effective Boy Scouting program.

This course will be at the Jones Masonic Campus, Octagon House, located in Cedar Point NC on 23 to 25 February 2018.

Scoutmaster specific training will cover Aims and Methods of Scouting, Role of the Scoutmaster, the Patrol Method, Troop Meetings, Advancements, the Support Team, and Annual Planning. During the IOLS, the instructors will help you learn how to set up camp, cook, and work with woods tools, and about ropes, planning campfire programs, map reading and compass skills, hiking and packing techniques, nature identification, and outdoor ethics. Each outdoor session will bring to life the pages of the *Boy Scout Handbook* to help you deliver the promise of scouting to yourself and the youth you serve. It will increase your comfort level and give you confidence as a trained, skilled leader. The program will also give you the opportunity to work with other Scout leaders from your area, meet new friends, and reinforce skill techniques with fellow unit leaders.

This training will be conducted in conjunction with the WORD 2018 Winter Camporee. If your Troop is attending the Camporee you will need to ensure it has adequate two deep leadership while you attend the training as you will camp and work with the other students and training staff. Out of District or Council attendees are also welcome.

Please make arrangements to attend the entire course during this time frame. Our schedule is full and you won't want to miss any of the activities.

The remainder of this packet provides information on registration, cost, equipment scheduling and directions to the training site. We look forward to hearing from and working with you in this unique and exciting program.

Yours in Scouting,



Brian K. Pensak
Training Chair
WORD

General Information

When: February 23-25, 2018. Check-in will begin at 5 pm on Friday the 23rd. Checkout no later than 10:30 am on Sunday the 25th.

Where: The Octagon House, Jones Masonic Campus, 301 Masonic Ave, Cedar Point, NC 28584

Cost: \$20.00. This covers insurance, handouts, course material and meals.

Eligibility: This event is open to any registered adult leader

Registration: Please register no later than Sunday, February 18, 2018. The primary method of registration is using ECC "Tentaroo" at <https://ecc.tentaroo.com>. After registering your unit, please e-mail the Course Director, Brian Pensak at bpensak@ec.rr.com with your District and Unit Number. Registrations after February 19 will be by contacting the Course Director at the above email or calling (910) 378-6078.

Check-In: Check-in will begin at 5 pm until 6:30 pm on Friday. It is important to check-in no later than 6:30 pm as the first class of the course will begin at 7:00 pm.

Campsite Assignments: Upon check-in you will be assigned to a patrol and proceed to your campsite under the supervision of your Guide. All IOLS students will camp with the course.

Check-Out: Check-out and graduation will occur on Sunday morning. See attached schedule.

Information: Details of this event can be found at the ECC council website on the events flyer page at <http://www.eccbsa.org/Event%20Flyers>, the WORD ScoutLander website on the events page <http://whiteoakriverdistrict.scoutlander.com>, on the WORD Face Book page at <https://www.facebook.com/WORDECCBSA/>, or the Troop 597 ScoutLander website at <https://www.scoutlander.com/publicsite/unitcustom.aspx?UID=18222&CUSTOMID=50390>

Prerequisites: Students will need to bring verification of current Youth Protection Training and Weather Hazards Training.

Special Items: In addition, please let us know if you have any physical limitations or special dietary or medical needs so we can be prepared before the course begins.

Equipment

What to Bring: The below checklist covers the equipment you will need to bring to camp. If you do not personally own any of the items listed, you may want to contact other troop leaders or friends to borrow them for the course. While we want you to be comfortable, we want to ensure you make the most of this training without shouldering too many expenses. If locating equipment becomes a problem contact the Course Director for assistance.

Overnight gear, outdoor essentials, and appropriate clothing are the heart of camping equipment. Carry a light load of only what you need to keep yourself safe and make a good camp; leave all unnecessary items at home.

PERSONAL OVERNIGHT CAMPING GEAR

Outdoor Essentials

- | | |
|---|--|
| <input type="checkbox"/> Pocketknife | <input type="checkbox"/> First-aid kit |
| <input type="checkbox"/> Extra clothing (appropriate for the weather) | <input type="checkbox"/> Rain gear |
| <input type="checkbox"/> Water bottle filled with potable water | <input type="checkbox"/> Flashlight or headlamp |
| <input type="checkbox"/> Trail Food | <input type="checkbox"/> Matches and fire starters |
| <input type="checkbox"/> Sun protection | <input type="checkbox"/> Map and compass |

Camp Gear

- Tent or hammock
- Clothing for the season (warm-weather or cold-weather)
- Backpack with rain cover
- Sleeping bag, or two or three blankets
- Sleeping pad
- Ground cloth

Mess Kit

- Spoon, fork, knife
- Plate, Bowl, Cup

Hygiene Kit

- | | |
|-------------------------------|---|
| <input type="checkbox"/> Soap | <input type="checkbox"/> Toothbrush, Toothpaste, and Dental floss |
| <input type="checkbox"/> Comb | <input type="checkbox"/> Washcloth and Towel |

PERSONAL EXTRAS

- | | |
|--|--|
| <input type="checkbox"/> Watch | <input type="checkbox"/> Camera and film (Optional) |
| <input type="checkbox"/> Notebook or paper | <input type="checkbox"/> Sunglasses (Optional) |
| <input type="checkbox"/> Pencil or pen | <input type="checkbox"/> Small musical instrument (Optional) |
| <input type="checkbox"/> Camp Chair | <input type="checkbox"/> Hat and gloves |
| <input type="checkbox"/> Whistle | <input type="checkbox"/> Boy Scout Handbook |

While not required, it is recommended to bring the Scoutmaster's Handbook, BSA Fieldbook, Guide to Safe Scouting or any other reference material you may have.

White Oak River District
February 23-25, 2018

Schedule

Friday, February 23 2018

5:00 pm – 6:30 pm	Check-in
6:30 pm – 7:30 pm	Campsite Selection and Set-up
7:30 pm – 7:45 pm	Opening and Introductions
7:45 pm – 8:00 pm	Aims and Methods
8:00 pm – 8:20 pm	Role of the Scoutmaster
8:20 pm – 8:55 pm	Patrol Method
8:55 pm – 9:05 pm	Break
9:05 pm – 9:35 pm	Troop Meeting
9:35 pm – 10:00 pm	Cracker Barrel
10:00 pm	Taps/Lights Out

Saturday, February 24 2018

6:30 am	Reveille
7:00 am – 7:55 am	Breakfast/Cooking
8:00 am – 8:15 am	Morning Colors
8:15 am – 9:15 am	Outdoor Ethics
9:15 am – 10:00 am	Fire Site Preparation and Building
10:00 am – 10:30 am	Campfire Program
10:30 am – 10:45 am	Break
10:45 am – 11:45 am	Wood Tools
11:45 am – 12:30 pm	Trail Lunch
12:30 pm – 2:00 pm	Ropes
2:00 pm – 2:15 pm	Break
2:15 pm – 3:30 pm	Finding Your Way
3:30 pm – 4:45 pm	Packing and Hiking Techniques
4:45 pm – 5:00 pm	Break
5:00 pm – 5:55 pm	Cooking
6:00 pm – 6:15 pm	Flag Ceremony
6:15 pm – 7:15 pm	Dinner
7:15 pm – 7:45 pm	Campfire
7:45 pm – 8:05 pm	Advancements
8:05 pm – 8:25 pm	The Support Team
8:25 pm – 9:05 pm	Annual Planning
9:05 pm – 9:35 pm	Interfaith Worship
9:35 pm – 10:00 pm	Cracker Barrel
10:00 pm	Taps/Lights Out

Sunday, February 25 2018

6:30 am – 7:00 am	Reveille/Break Camp
7:00 am – 8:00 am	Breakfast
8:00 am – 9:00 am	Plant Identifications
9:00 am – 9:45 am	Animal Identification
9:45 am – 10:00 am	Closing Ceremony

DIRECTIONS

From Jacksonville take Highway 24E to Swansboro. After crossing the White Oak River bridge travel another 3 miles and turn left onto Masonic Avenue. Travel .3 miles and you will see the sign for the Jones Masonic Campus. Proceed through gate and stop at the Camporee Headquarters which will be on the immediate right.

If traveling via Belgrade-Swansboro Road take Piney Green Road to Old 30/Race Track Road. Turn left and follow Old 30/Race Track Road for 4.7 miles then turn right on Smith Road. Follow Smith Road for 3.7 miles and then turn right on Belgrade-Swansboro Road. Follow Belgrade-Swansboro Road for 5.7 miles to Highway 24E. Turn left on Highway 24E and continue through Swansboro. After crossing the White Oak River bridge travel another 3 miles and turn left onto Masonic Avenue. Travel .3 miles and you will see the sign for the Jones Masonic Campus. Proceed through gate and stop at the Camporee Headquarters which will be on the immediate right.









If traveling on Highway 17N follow to Deppe Road/Deppe Loop Road. Turn Left on Deppe Road/Deppe Loop Road and travel 3.6 miles. Turn left onto Rigs Road and then in 300 feet continue on Belgrade-Swansboro Road. Follow Belgrade-Swansboro Road for 5.7 miles to Highway 24E. Turn left on Highway 24E and continue through Swansboro. After crossing the White Oak River bridge travel another 3 miles and turn left onto Masonic Avenue. Travel .3 miles and you will see the sign for the Jones Masonic Campus. Proceed through gate and stop at the Camporee Headquarters which will be on the immediate right.

If traveling from Maysville take Highway 58S for 18.4 miles. Turn left onto Highway 24W and follow for 1 mile. Turn left onto Masonic Avenue. Travel .3 miles and you will see the sign for the Jones Masonic Campus. Proceed through gate and stop at the Camporee Headquarters which will be on the immediate right.



White Oak River District
February 23-25, 2018



-  Off-Limits
-  Parking
-  Check-in
-  Flag Pole
-  Campfire
-  Campsite Areas
-  Port-a-John
-  Trading Post